

# Tesla STEM High School Annual Report – 2016-17

4301 228<sup>th</sup> Ave NE, Redmond, WA 980583  
425-936-2770 | [tesla.lwsd.org](http://tesla.lwsd.org)



**Principal:** Cindy Duenas  
**Colors:** Green and Blue

**# of students, October 2016:** 577  
**# of teachers:** 26  
**Teachers with at least a Master's Degree:** 76.9%  
**4-year graduation rate (class of 2016):** 97.7%  
**5-year graduation rate (class of 2015):** 100.0%

## District Mission

*Each student will graduate prepared to lead a rewarding, responsible life as a contributing member of our community and greater society.*

## School Mission

*Each student will graduate prepared to lead a rewarding, responsible life as a contributing member of our community and greater society.*

## School Funding

**District General Fund Budget:** \$318.4 million  
**District Per Pupil Expenditure:** \$10,766 per pupil  
**Building Budget for this school:** \$156,776

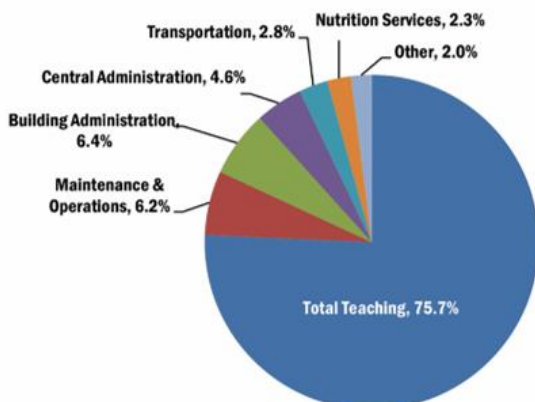
## School Description

Tesla STEM High School is a science, technology, engineering and mathematics high school that uses problem-based learning to prepare students for future STEM professions. Students conduct research in STEM Lab Concentrations. They investigate real world problems. Students bring research and debate into the equation while working towards viable resolutions. Students enroll in, on average, six Science courses and four Math courses for the duration of their high school years. Engineering and Technology is integrated into all grade level classes throughout their four years at Tesla STEM.

A key academic feature frames the first two years of a student's experience at STEM. Students are immersed in an integrated Science, Engineering, and Humanities sequence. The focus is on the students' development of multiple skills, including conducting authentic research, working with primary source documents and developing scientific investigations. Students also learn to understand and apply the engineering design process. They collaboratively work in the Problem-Based Learning environment.

## 2016-17 District Expenditures

*Where does the money go?*



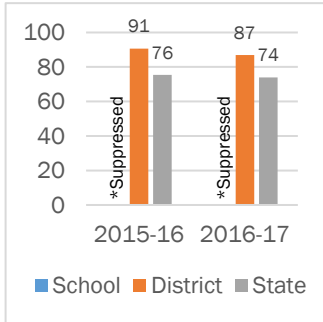
## 2016-17 School Goals

- Literacy: 97% of students will correctly cite resources in APA format
- Math: 90% of students at standard
- Science: 100% of Juniors will demonstrate understanding and use of engineering design process and authentic research
- Achievement gap: 95% of students qualifying for special education at standard in ELA, Social Studies classes and RTI
- On-Track Credits: Increase on-track credit completion to 95%
- College & Career Readiness: All Juniors will successfully participate in a group project in their signature lab
- Attendance: Decrease 1<sup>st</sup> period absences to 5%
- Discipline: Gather data on instances of plagiarism in ELA and Social Studies to act as a base line for future interventions.

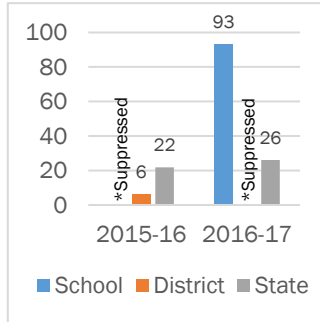
# State Assessment Results

## Smarter Balanced Assessment (SBA)+

11th Grade  
English  
Language Arts

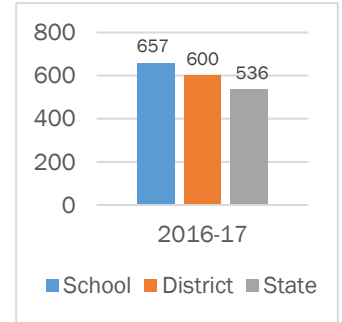


11th Grade  
Math



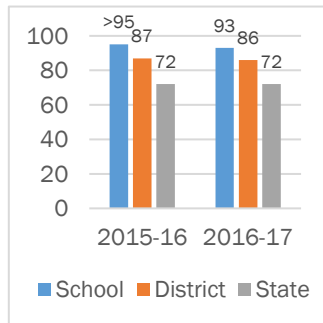
## SAT\*\*

ERW  
Mean



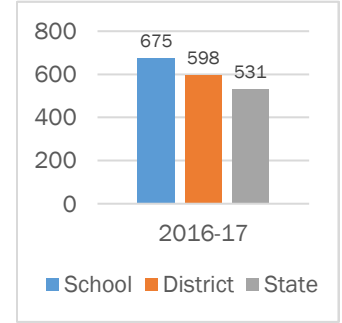
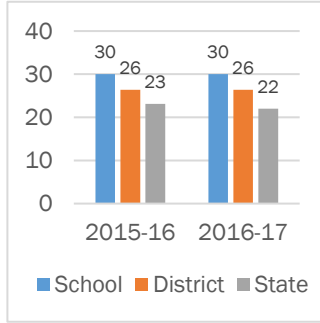
## End of Course (EOC)

10th Grade  
Biology

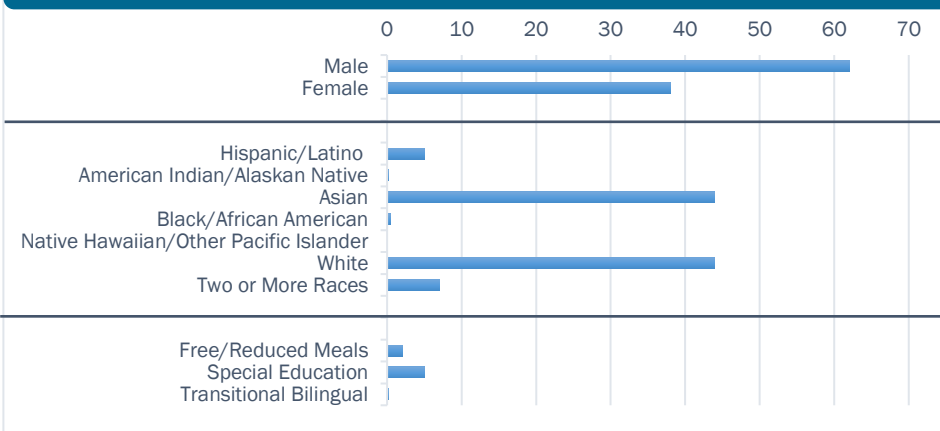


## ACT\*\*

Math  
Mean



## Student Demographics



>Test scores are above 95%

+Smarter Balanced Assessment is a Washington state standardized exam. Scores represent percentage of students who met the standards. Students who did not take the test were counted as not meeting standard.

\*Scores are suppressed when groups are so small that the information could potentially be used to identify or derive information about individual students. Many 11th grade students refused to take the test: they may have already met graduation requirements through passing the old state tests in 10th grade.

\*\*The Scholastic Aptitude Test (SAT) and the American College Test (ACT) are required by many colleges and universities for admission. Students elect to take these tests. A new SAT was given starting in January 2016. The Reading and Writing sections have been consolidated and now make up "Evidence-Based Reading and Writing" (ERW). As a result, the previous year's data is no longer comparable.

To view state test scores by demographic group, please visit: <http://reportcard.ospi.k12.wa.us>. Select Lake Washington School District, then elect the school.

## Accountability of School Performance

Met Participation Goal for ELA: Yes  
Met Participation Goal for Math: No

## School Building

Our school facilities are available for public use by contacting our school office.

**Building Condition Assessment: Good**

The Building Condition Assessment represents an overall permanent building condition assessment. It is conducted by a third party in accordance with the state's Asset Preservation Program.

## Invitation to Participate

Goal 5 in the district's Strategic Plan is to "Engage our Communities." Families and community members are encouraged to participate in our school. Volunteers are trained and work in a variety of positions. To get involved, call our school office.